








FUTURE SECOND GRADER ACTIVITIES

The goal of this calendar is to help students review content and skills over the summer through fun, grade-level appropriate tasks and activities that can be completed as a family. In an effort to increase literacy skills with this calendar, we suggest that each student keep a journal and write or draw daily about the activities they complete. Encourage your child to write new and interesting words they learn in their journal. Reading is one of the most beneficial things kids can do over the summer. We suggest that you read to your child or have your child independently read for 20 minutes everyday. **Standards identifiers are shown in parentheses. Complete standards can be found at www.georgiastandards.org.

Math Monday	Outdoor Tuesday	Science Wednesday	Thinking Thursday	Family Fun Friday
<p>1 Play basketball. How many baskets did you make out of 20? Solve your problem. If you do not have a basketball, ball up a piece of paper and try to ring a trash can. Write a story problem to show what happened. (MGSE1.OA.1)</p> 	<p>2 Collect leaves Make a leaf crayon rubbing of the leaves collected. What do you notice? What patterns do you see? What do you wonder? Write in your journal about the basic needs of plants. (S1L1 & science crosscutting concept: Patterns)</p>	<p>3 Today is National Egg Day. Using a variety of materials or supplies on hand, design, build, and test a contraption that will protect an egg from breaking when dropped from a specific height. You will need 1 raw egg, a ziploc bag to put the egg in BEFORE you drop it, and materials you have on hand to build your contraption. Keep a record of science observations. How did you make it? What were your results? What would you do differently next time? (ELAGSE1W3)</p>	<p>4 Reusing Use items you would throw away or recycle to make a 3 dimensional sculpture. Describe your creation to a family member. (ELAGSE1SL4 & VA1.CR.2)</p> 	<p>5 Think Like A Leader Design your own game. Play it with family members. Play the game a second time. This time be sure that all players understand the rules before you begin. Compare and contrast what happened in the first game when you didn't explain the rules and the second game when you did. (SSIPS #1, 3)</p>

Week 1 Garden Extension Picture Book: [Tops & Bottoms](#) by Janet Stevens Nonfiction Books: Capstone eBooks K-1 [Plants on the Farm](#) by Lisa Amstutz or [Growing a Garden](#) by Mari Schuh (MyOn). BrainPop Jr. [Plant Life Cycle](#) After reading the story, make a list of your favorite foods that are "tops", "middles" and "bottoms." If you could create a new plant with your favorite top, middle, and bottom, what would it look like? Can you give this new plant a name? Find some seeds such as apple and avocado from the foods you eat. Can you grow a new plant? Compare the plants to see which grows faster, taller, or longer.

<p>8 Today is World Oceans Day Visit one of these aquarium webcams: Georgia Aquarium Webcams and Monterey Bay Aquarium Webcams Use shapes to create an animal that lives in the ocean. What shapes did you use? (MGSE1.G.2)</p> 	<p>9 Go outside and play! Write a story about your time outside. (ELAGSE1W3)</p> 	<p>10 Water Balloon Use materials to prevent a water balloon from popping. Go outside and test by throwing it against a wall or tree. Write about your project and provide a reaction to what happened. What would you do differently next time? (ELAGSE1W3) (Science and Engineering Practice - PLANNING AND CARRYING OUT INVESTIGATIONS)</p>	<p>11 Follow a recipe Bake or cook a family dessert. Write your opinion about how it turned out. (ELAGSE1W1)</p> 	<p>12 Think Like An Economist & A Historian Collect all the coins you can find in your house. Create a timeline to organize the coins by year. In what year was the oldest coin made? Was anyone in your family alive in that year? Who was alive when the newest coin was made? What memorable or historical events happened in those years? (SSIPS #2, 7)</p>
----------------------------------------------------------------------------------------------------------------------------------------------------------------------------------------------------------------------------------------------------------------------------------------------------------------------------------------------------------------	-------------------------------------------------------------------------------------------------------------------------------------------------------------------------------------	---------------------------------------------------------------------------------------------------------------------------------------------------------------------------------------------------------------------------------------------------------------------------------------------------------------------------------------------------------------	-----------------------------------------------------------------------------------------------------------------------------------------------------------------------------------------------------------------------	------------------------------------------------------------------------------------------------------------------------------------------------------------------------------------------------------------------------------------------------------------------------------------------------------------------------------------------------------------------------------------

Week 2 Flag Day Extension Picture Book: [Why Are There Stripes on the American Flag?](#) By Martha E. H. Rustad (Epic) "[United States Flag](#)." Safari Montage [Our American Flag](#) by Mary Firestone (MyOn) [Flag Day](#) by Sheri Dean (Destiny Discover) Our flag has 50 stars to represent the 50 states and 13 red and white stripes to represent the thirteen original colonies. What numbers are important in your family? Can you design a flag using numbers of shapes or colors that are important to you or your family? Can you make a pattern with the shapes and colors in your design? Now, make a pillow or blanket fort and fly your new flag proudly over your fort.

<p>15 Measure it Monday. Use your hand as a ruler. How many hands long is your bed? What other things can you measure with your</p>	<p>16 Take a walk. Record things you wonder about as you walk. (e.g. I wonder what the name of that tree is?) Have a family</p>	<p>17 Virtual Visit Go to the San Diego Zoo virtually. Make observations in your journal about the animals you saw. Write in</p>	<p>18 Catapult Design Challenge How far can you launch something with a homemade popsicle stick catapult. Which items fly the farthest?</p>	<p>19 Think Like A Geographer Walk down the street you live on. How many steps did it take you? Find the closest street sign. Look at a map of</p>
------------------------------------------------------------------------------------------------------------------------------------------------	--------------------------------------------------------------------------------------------------------------------------------------------	-------------------------------------------------------------------------------------------------------------------------------------------------------------	--------------------------------------------------------------------------------------------------------------------------------------------------------	---------------------------------------------------------------------------------------------------------------------------------------------------------------

hand? Record your work in your journal. (MGSE1.MD.2)



member help you research some of your questions. (ELAGSE1.W.7, ELAGSE1.SL.4) (Obtaining, Evaluating and Communicating Information)

your journal about the basic needs of plants. (S.1.L.1) (Planning and Carrying out Investigations)



Plan, design, and build a working catapult with your family. Use this easy popsicle stick catapult design or let get creative with LEGO, pencils, spoons and cardboard tubes! (Science and Engineering Practice - PLANNING AND CARRYING OUT INVESTIGATIONS)

your city and locate your street. Find your school on the map. Using the compass rose on the map, determine if your home is northeast, southeast, northwest, or southwest of your school. What other locations in your city can you find? NOTE: These activities are accomplished more easily with a paper map, but most parts can be completed using Google Maps. (SSMGS #2)

Week 3 Summer Solstice Extension Picture Books: *Sylvester and the Magic Pebble* by William Steig (Epic); *A Year with Friends* by John Seven (Epic); *The Archer and the Sun* by Rob Cleveland (epic) Nonfiction Book: *Let's Look at Summer* by Sarah L. Schuette (Capstone) Nonfiction video: *The Summer Solstice* (Discovery Education) Visit NASA Science to read about the Sun and learn how to make Sun Paper with marbles, food coloring, & shaving cream. <https://spaceplace.nasa.gov/sun-paper/en/> Play the Creativity Game https://docs.google.com/document/d/1CqnWNQ_iZFuFCYIqETTZ98EvKqu8PFUU2yZqaf019HM/edit

22 Baseball by the Numbers Watch this read aloud of *Curious George Plays Ball*. There were a lot of numbers in this book. Click on this link for a printable baseball addition and subtraction game or play this online [baseball math game](#). (MGSE1.OA.3)



23 Have Seeds, Will Travel! Most plants reproduce using systems that include flowers and seeds. Gather a collection of seeds from a wooded area. How do you think this seed travels? Is it sticky? Does it float through the air? Have children examine their seed collections and invent a system for sorting or classifying them. (Science and Engineering Practice - Asking Questions and Defining Problems)

24 Tower of 100! How high can you go? Using 100 marshmallows or other available materials, build the tallest tower possible! Tips: Have kids count out 100 items by groups of ten. Draw out a plan to get started. Take a picture or draw an illustration of your finished product. (SMP 1,5,6) (Constructing Explanations and Designing Solutions)

25 Tell a Story Make up your own story. Tell or record your original story to share with others. (ELAGSE1.W.3)



26 Think Like A Historian In honor of National Sunglasses Day tomorrow, find photos of people in sunglasses. They can be family pictures, pictures in a magazine, or historic pictures. Choose two that you like. What people or things do you see in the pictures? Why do you think people are wearing sunglasses? What do you think is happening? What is the same in the two pictures? What is different in the two pictures? (SSIPS #1, 6)



Week 4: Dragon Boat Extension *Toy Boat* by Randall de Seve. Brainpop Jr. "Sink or Float." PebbleGo "Boats." *Building Boats that Float* by Marne Ventura. Find different items around the house that can get wet and you believe will float. Were you correct? What do all the items that floated have in common?

29 National Waffle Iron Day What shape is the waffle? Do you see any other shapes in the waffle? How many equal pieces of the waffle do you see? Can you count all of the squares in each piece of the waffle and then add them altogether? (MGSE1.G.3)





30 Go on a walk outside. Look for insects, birds and mammals. How many did you see of each? Create a graph to show what you saw. (MGSE1.MD.4) (Planning and Carrying Out Investigations)








FUTURE SECOND GRADER ACTIVITIES

The goal of this calendar is to help students review content and skills over the summer through fun, grade-level appropriate tasks and activities that can be completed as a family. In an effort to increase literacy skills with this calendar, we suggest that each student keep a journal and write or draw daily about the activities they complete. Encourage your child to write new and interesting words they learn in their journal. Reading is one of the most beneficial things kids can do over the summer. We suggest that you read to your child or have your child independently read for 20 minutes everyday. **Standards identifiers are shown in parentheses. Complete standards can be found at www.georgiastandards.org.

Math Monday	Outdoor Tuesday	Science Wednesday	Thinking Thursday	Family Fun Friday
		<p>1 <u>National US Postage Stamp Day</u> Today is National U.S. Postage Stamp Day. Think of a topic you learned about in science this year. Design a stamp highlighting your favorite science fact. (ELAGSE1SL5)</p> 	<p>2 <u>Longest Paper Chain</u> Make the longest paper chain you can using a single piece of 8.5" x 11" paper and tape or staples. Can you make a chain longer than everyone in your family? (SMP 1, 5, 6)</p> 	<p>3 <u>Think Like A Historian</u> Create three questions that can help you learn about the memories people have of Independence Day or another holiday. Ask at least two family members the questions you have created. Record your answers in your journal. Be sure to write the name of the people you interviewed and the date you asked the questions. What was the same about their answers? What was different? (SSIPS #1)</p>

Week 5 Independence Day Extension: Picture Books: [Red, White, and Blue and Katie Woo!](#) by Fran Manushkin (MyOn), [Hoorade Day!](#) by Nancy Raines Day (Epic)
Video: "[Independence Day.](#)" Safari Montage, Nonfiction Books: [Celebrate Independence Day](#) by Sally Lee (MyOn), [Fourth of July](#) by Emma Carlson Berne (Capstone)

<p>6 <u>Prepare a Meal</u> Help an adult prepare a meal. Write a list of how many ingredients you used. Count them. Can you double them? (MGSE1.OA.6 & SMP 2, 5, 6)</p>	<p>7 <u>Adopt a Tree Task</u> Pick a tree in your yard or nearby and observe it. Keep a tree journal where you can draw pictures of your tree and write about what you observe. (ELAGSEKW2)</p> 	<p>8 <u>Keeping it Cold</u> Design a device to keep a popsicle or ice cube from melting. Write about your experiment and provide a reaction to what happened. What would you do differently next time? (ELAGSEKW3) (Cross Cutting Concept; cause and effect, energy and matter)</p> 	<p>9 <u>Cow Appreciation Day</u> Today is cow appreciation day. Brainstorm and write facts about cows. Is a cow a producer or consumer? Create your own "Look Like a Cow" costume. FYI: Today is Cow Appreciation Day at Chick-Fil-A (ELAGSEKW2 & Cross Cutting Concepts; patterns)</p> 	<p>10 <u>Secret Code</u> Have you ever used a secret word? George Washington used a secret code when he was a general. Can you create your own secret code? You could use letters, numbers, shapes or something else. See if a friend or family member can crack it. Who else might use your code? (ELAGSE1SL #1, 2, 6)</p>
----------------------------------------------------------------------------------------------------------------------------------------------------------------------------------------	-----------------------------------------------------------------------------------------------------------------------------------------------------------------------------------------------------------------------------------------------------------------------------------------------	--------------------------------------------------------------------------------------------------------------------------------------------------------------------------------------------------------------------------------------------------------------------------------------------------------------------------------------------------------------------------------------	---------------------------------------------------------------------------------------------------------------------------------------------------------------------------------------------------------------------------------------------------------------------------------------------------------------------------------------------------------------------------------------------	----------------------------------------------------------------------------------------------------------------------------------------------------------------------------------------------------------------------------------------------------------------------------------------------------------------------------------------

Week 6 Extension *Bad Kitty Does Not Like Video Games* by Nick Bruel Fact book: Games Played Around the World https://www.myon.com/reader/index.html?a=atw_games_f14
What would be the perfect video game? You get to create it! What kind of characters will be in your video game? What will the background look like? How will someone "win" your video game? Will there be different levels to your game? Draw out your many ideas on paper and share them with a friend or family member. Compare and contrast your ideas for a video game to the very best video game you have ever played. What makes them similar and different?

13 Scavenger Hunt

Find examples in magazines or newspapers of the numbers bulleted below. Cut them out and glue them down in your journal. Draw a picture to match the number.



(MGSE1.NBT.2)

- Zero (0) in the ones place
- A one (1) in the tens place.
- A two (2) in the hundreds place
- A four (4) in the ones place
- A five (5) in the tens place
- A six (6) in the hundreds place
- A seven (7) in the ones place

14 Bird Feeder

Design and build a bird feeder. In your journal, draw a picture and answer the questions below. How many birds do you think it will attract? What kind of birds might your feeder attract?

To identify the different birds use these resources. Merlin Bird ID app or Allaboutbirds.org.

(ELAGSE1W7 & Cross Cutting Concept: structure and function)



15 Unsinkable Boat

Build a boat that floats and can't be sunk! Using recycled items and supplies from around the house, build a vessel that will float in a tub of water. Take it a step further and see what or how much of something your boat can hold. (Cross Cutting Concept: structure and function, scale, proportion and quantity)



16 Make a Puzzle

Make a jigsaw puzzle by creating your own picture or using one from a magazine.

OR

Create a paint by number using addition facts. The key displays the answer colors.

(MGSE1.OA.6)



17 Think Like An Economist

The adults in your home are tired and have asked you to plan dinner. How will you choose what to prepare? What is your favorite food? Is your favorite food the same as all the other people in your family? What will you prepare? Is the food you will buy to make dinner a good or service? Is cooking the food a good or a service? What did you consume to make this meal? What did you produce?

(SS1E3, SS1E4; SSIPS #3)

Week 7 Extension "Put Things in Order" Take a picture of each step of an everyday activity, like washing your hands: turn on the water, soap your hands, scrub, rinse, and dry. Put the photos in order to create a sequence. What other activities can you photograph and put in order? Write out transition words to go with each picture like: first, next, then, and last. Can you come up with your own transitional words?

20 One Giant Leap for Mankind

July 20, 1969 Apollo 11 lunar module carrying [Neil Armstrong](#) and Buzz Aldrin lands on the surface of the Moon; Aldrin and Armstrong walk on the moon seven hours later. Use this link to print a [Race to the Moon](#) addition game. (MGSE1.OA.6 & SMP 1,6)



21 Sidewalk Chalk Pattern

Make a "stained glass" pattern using tape and sidewalk chalk. Try and include these shapes in your design: triangle, rectangle, square, and rhombus. Take a picture and share your design with someone.

(MGSE1.G.2SMP 4, 6)



22 Liquid Density Tower

Gather these supplies: Syrup, Water, Cooking Oil, Rubbing Alcohol, Dish Soap, and a Tall Jar or glass. Slowly pour the liquids into the container. What did you notice? What do you wonder? (Cross Cutting Concept: Energy and Matter, Structure and Function)

23 Dance!

Make up a dance routine to your favorite song. (ESBC.CN.1)



24 National Amelia Earhart Day

Research [Amelia Earhart](#) at the link and in books. Look at a map or globe. Identify the continents that she visited. If you could meet Amelia, what questions would you ask her? What character trait best describes Amelia? Which one best describes you?

Bonus: Use items around your house to create airplanes. Can you adjust your design to make your airplane stay in the air longer?

(SS1CG1; SSMGS #1; SSIPS #1)

Week 8 Extension Launch a rocket of your own by following these directions.

<https://buggyandbuddy.com/straw-rockets-with-free-rocket-template/> How can you change the design to improve the aerodynamics? Smaller fins? More pointed "nose"? How does changing the angle of the straw change the distance of the rocket? Beside a straw, what else could you use for the power source? Only make one change at a time and see what a difference you can make!

27 Game Time

Play a card game with a family member to practice basic facts.



Turn over 2 playing cards. Add or subtract the pictures. Make sure you take out the face cards. Please click on this [link](#) for other card games.

(MGSE1.NBT.5 & SMP 1,6)

28 Collecting Rocks

Go outside and look at rocks. Collect 10 of them. How can you sort them? (size, texture, color, length, mass, strength) Draw your rocks in your journal.

(ELAGSE1SL5 & Cross Cutting Concept: patterns)

29 Playdough

Follow this recipe and steps to make [playdough](#). Use your playdough to make rhyming words. (Cross Cutting Concept: cause and effect)

30 Obstacle Course

Design and make an obstacle course at home or in the yard. How fast can you complete it? Time yourself. Try it again. Was your time faster or slower than the first time?

(SMP 5.6)



31 Think Like A Historian

Visit two memorials or monuments in Fayette County. Who or what is being honored?

If you were going to create a monument or memorial for someone in your life, who would it be? Why? What character traits do they exhibit? Ask the people in your family what they think about the last three questions.

(SS1CG1; SSIPS#1)

Digital learning resources can be accessed through ClassLink.

Here's how to get started: Go to <https://launchpad.classlink.com/fcboe>

Log in with your Google Account login

Username: High School Graduation Year last name.firstname@mail.fcboe.org

For example 2026lastname.firstname@mail.fcboe.org

Password: First two letters of your last name (first one capital - second lowercase) birthdate MMDDYYYY

For example - John Smith would be Sm06282008

ClassLink Resources:

- ★ Newsela - online news articles with a summer reading challenge for grades 3-5
- ★ Read180 - online reading program available for select students in 3-5
- ★ Lexia - online reading skills available for select students K-5
- ★ RAZKids - online reading library available for students whose K-3 teachers enrolled them this school year
- ★ Dreambox - K-5 online game based math program
- ★ Studies Weekly - online social studies newspaper with articles and games by grade level
- ★ Gallopade - social studies resources (print and online) that are specific to Georgia Standards of Excellence
- ★ USA Test Prep - digital science and social studies review
- ★ HMH Science - science online resource
- ★ Moby Max - online ELA, math and science review

Other Suggested Resources:

- ★ MyOn - Digital Library over 10,000 titles. <https://www.myon.com/index.html>
Enter the following information: School Name: Get Georgia Reading, Georgia Campaign for Grade Level Reading (Note: DO NOT cut and paste. Start typing "Get Georgia...") Username: fayettecounty Password: read
- ★ PTC Public Library - For online registration to Summer Reading library events visit <http://www.peachtreecitylibrary.eventbrite.com>
- ★ Fayetteville Public Library - <https://www.faylib.org/summer> K-5, summer reading calendar, tutorial
- ★ Capstone Interactive eBooks Digital Library Over 5,000 titles
<http://www.mycapstonelibrary.com/login/?sqs=410af73c1b610c6fe2b1835423073915042d49912337991d7752a4823ef1acc0>
- ★ Pebble Go Next - Provides students in grades 3-5 with more content and research tools to meet their expanding interests.
<https://www.pebblegonext.com/modules>
- ★ Georgia Public Broadcasting and PBS Kids - hosts online events and learning activities
<https://www.gpb.org/education/summer-resources>